



How to participate?

1. Play Quiz

1. Register/Login in sookshmas.com.
2. Click on **Beyond Knowing** menu.



3. Click on **Subscribe** button under **Participate** tab in **Beyond Knowing** page. Subscribe to the Sookshmas **Premium**.

Details Participate Live

Results

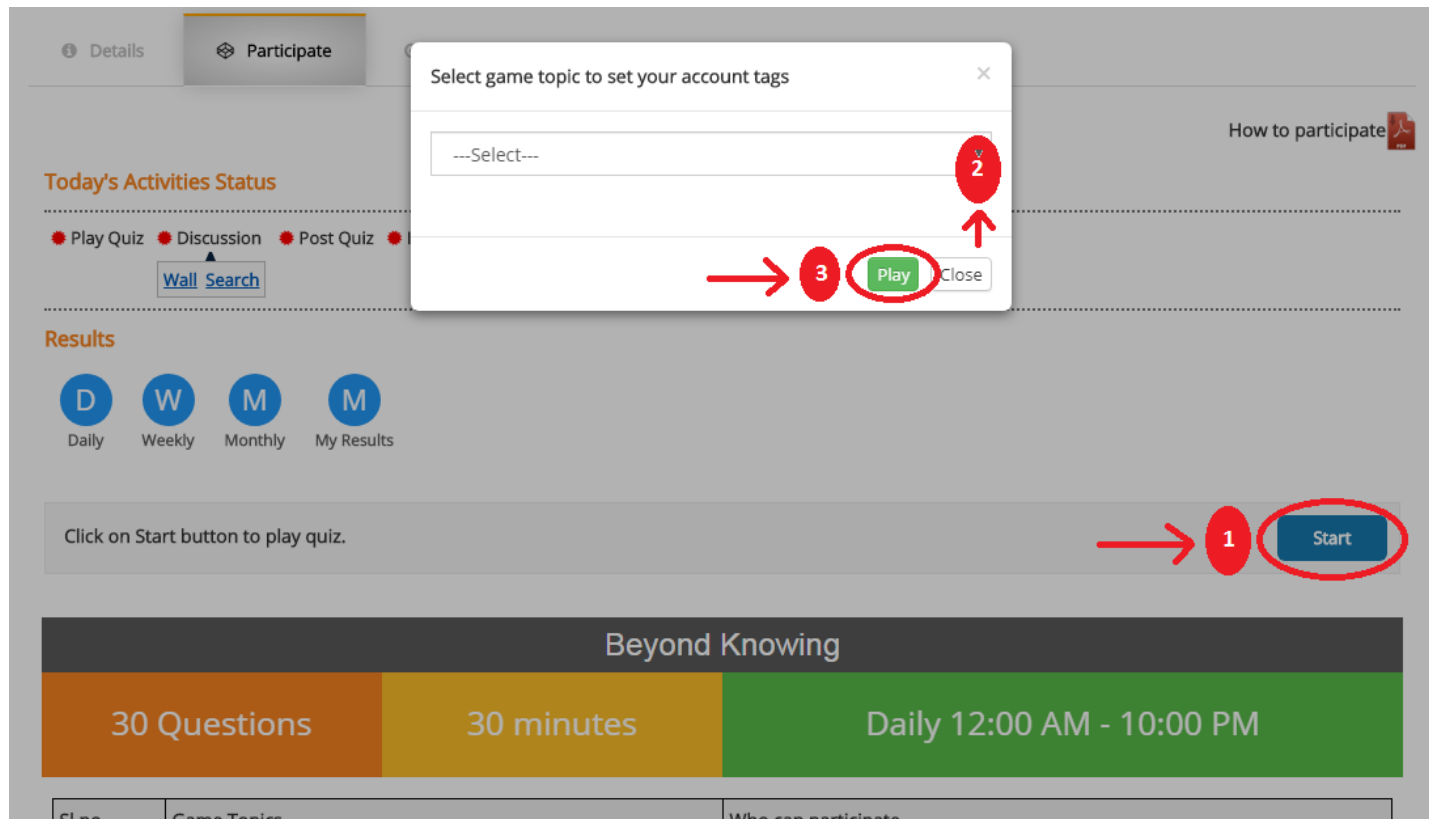
Daily Weekly Monthly My Results

Subscribe now to participate in Beyond Knowing game. **Subscribe**

Beyond Knowing		
30 Questions	30 minutes	Daily 12:00 AM - 10:00 PM


Sl.no	Game Topics	Who can participate
1.	Civil Services Entrance Exams,Medium-Hindi	Students preparing for IAS, PCS and other similar exams in Hindi

- Click on **Start** button under **Participate** tab in **Beyond Knowing** page. Select the game topic to set your account tags from the list (Game topic should be your field of study). Click on Play.



- If your required topic is not available to play the game then you can request the new topic by clicking **“Request New Topic”**.

1.	Civil Services Entrance Exams,Medium-Hindi	Students preparing for
2.	Civil Services Entrance Exams,Medium-English	Students preparing for
3.	Oneday Exams,Medium-Hindi	Students preparing for Hindi
4.	Oneday Exams,Medium-English	Students preparing for English
5.	Engineering Entrance Exams,IIT-JEE	Students preparing for
6.	Engineering,Computer Science	Students studying En Science or MCA
7.	Engineering,Electronics and Communication	Students studying En Electrical and Electroni



2. Post quiz

1. Click on plus icon in menu bar and select “**Post Quiz**”.
2. Enter Quiz title, tags, options and correct answer and submit the quiz.

3. Discussion

1. Search the quiz or questions to start the discussion.
2. Comment/reply with relevant information on them.


4. Play Quiz invitation

1. Click on **Invite your friend** , **Facebook**, **Twitter** or **WhatsApp** button after playing the quiz in results page to send invitation to your friends for playing quiz.

The screenshot displays a quiz results interface. On the left, a circular progress indicator shows 'Correct Answers' (dark blue) and 'Incorrect Answers' (light blue). To the right, the score is '90%' with 'Score: 27 / 30' and a time of '25 min 4 sec'. Below this, the quiz title 'Civil Services Entrance Exams, Medium-English' is shown, along with 'Points +1 0' and 'Ref Id:603016'. At the bottom, a navigation bar contains buttons for 'Start new quiz', 'Post Quiz', 'Invite your friend', 'Challenge your friend', and 'Check previous results'. The 'Invite your friend' button and the social media icons (Facebook, Twitter, WhatsApp) are circled in red.

Click here to invite friends for playing quiz

Review Quiz

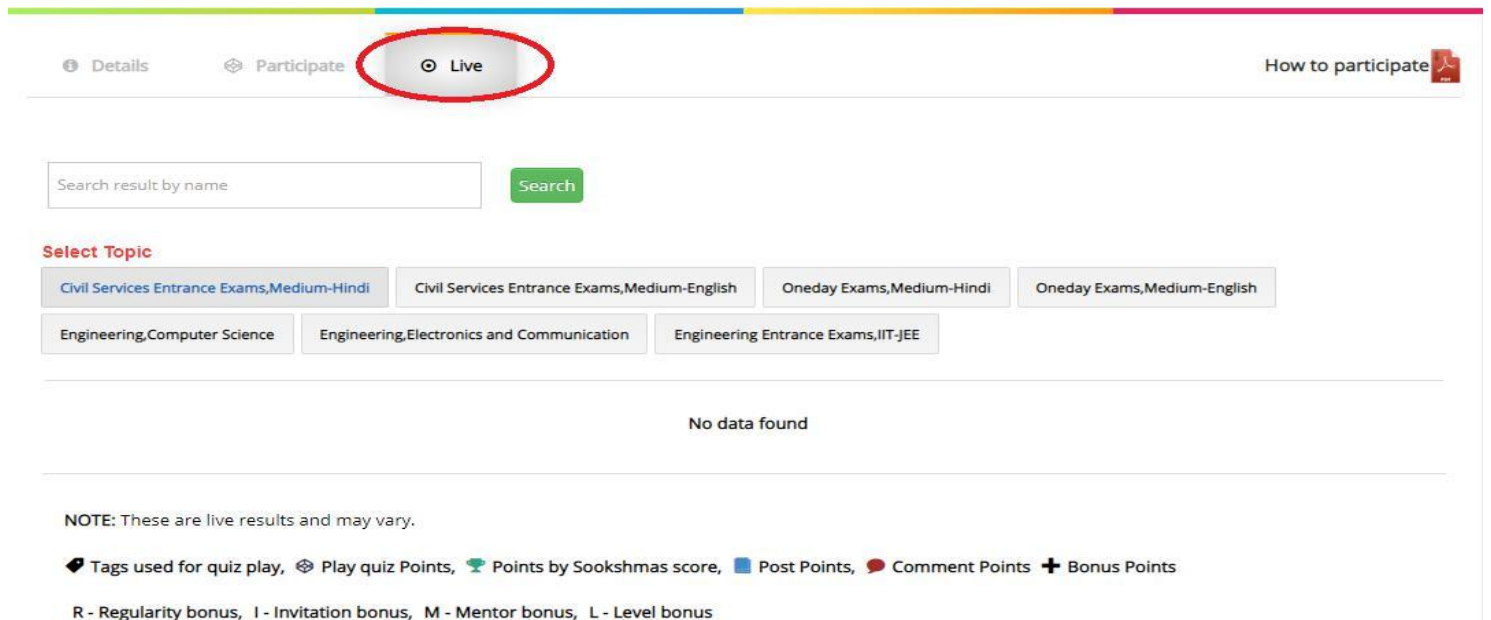


Question

1. The declaration that Democracy is a government of the people, by the people

How to check the game results?

- You can check your live result under **Live** tab in **Beyond Knowing** page. Final results can be checked by clicking **Daily** button under **Participate** tab in **Beyond Knowing** page. Similarly the weekly and monthly results can be viewed by clicking **Weekly and Monthly** button respectively.



The screenshot shows the 'Beyond Knowing' interface with three tabs: 'Details', 'Participate', and 'Live'. The 'Live' tab is highlighted with a red circle. Below the tabs is a search bar with the placeholder text 'Search result by name' and a green 'Search' button. Underneath the search bar is a 'Select Topic' section with several buttons for different exam categories: 'Civil Services Entrance Exams,Medium-Hindi', 'Civil Services Entrance Exams,Medium-English', 'Oneday Exams,Medium-Hindi', 'Oneday Exams,Medium-English', 'Engineering,Computer Science', 'Engineering,Electronics and Communication', and 'Engineering Entrance Exams,IIT-JEE'. Below these buttons, the text 'No data found' is displayed. At the bottom, there is a note: 'NOTE: These are live results and may vary.' followed by a legend for tags: 'Tags used for quiz play, Play quiz Points, Points by Sookshmas score, Post Points, Comment Points + Bonus Points' and a list of bonus types: 'R - Regularity bonus, I - Invitation bonus, M - Mentor bonus, L - Level bonus'.

How to redeem your rewards?

To redeem your rewards you need to upload your student id proof once by clicking “**Upload Documents**” link in **Daily Result** page.

- Click on **Wallet** button in **Daily Result** page. You will be redirected to wallet page.
- Click on **Payment Details** link. Select the payment mode. Enter the payment details. Click on **Save** button.
- Click **Redeem** button under Wallet tab. Set your Payment option. Your amount will be credited to your selected payment mode.
- You can see your amount credit status by setting filters under **Redemption Report** tab.